

Powerware® 9125 UPS

Features

- ▶ Fourth-Generation Online™ topology ensures continuous clean power
- ▶ Advanced Battery Management Plus (ABM Plus) doubles battery service life
- ▶ Additional, hot-swappable Extended Battery Modules (EBMs) extend backup times
- ▶ Load Segments enable scheduled shutdowns and maximize backup time for critical devices
- ▶ Two-in-one rack and tower form factor provides versatility
- ▶ 2U rack height conserves valuable rack space
- ▶ Complete offering of power management software included to ensure data integrity
- ▶ Warranty (US and Canada)
 - 2-year limited warranty
 - 10-year pro-rated warranty
 - \$25,000 load protection guarantee



Product Snapshot

Power Rating:	700-3000 VA
Voltage:	120, 208 and 230 Vac
Frequency:	50/60Hz (auto-sensing)
Configuration:	All models can be used as rackmount or tower units

Now Available up to 3000VA



Installing an uninterruptible power system (UPS) can be the single most cost-effective measure you can take to protect your priceless data and equipment from power disturbances, but in rugged installations and mission-critical applications, you need more than just an average UPS. You need the most feature-rich UPS available on the market today—the new Powerware 9125.

Culminating 40 years of UPS design experience, Powerware's Fourth-Generation Online topology not only offers the reliability and protection expected from an online design, but also provides an operating efficiency of over 90 percent - yielding lower power costs, even in non-optimal installation environments.










The Powerware 9125 makes sure its batteries are always ready to handle power disturbances by incorporating Advanced Battery Management Plus (ABM Plus), which uses sophisticated battery sensing technology to double battery service life. In addition to optimizing recharge time, ABM Plus also provides up to 60 days notice of the end of useful battery service life so you have ample time to hot-swap the batteries without ever having to shut down your connected equipment.

Backed by the industry's longest warranty, the Powerware 9125 is the most versatile and innovative UPS in its power range. See for yourself how the unsurpassed reliability of the Powerware 9125 can improve your productivity.

Powerware 9125 Features

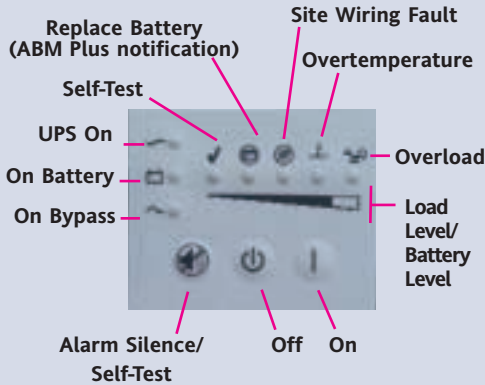
Series 9 Power Protection True Online Design

True online systems such as the Powerware 9125 are the only type of UPSs that completely isolate connected equipment from all 9 of the most common power problems:

-  Power failures
-  Sags
-  Surges
-  Under voltage
-  Line noise
-  Over voltage spikes
-  Switching transients
-  Frequency variations
-  Harmonic distortion

Even when presented with the most severe of these power problems, the Powerware 9125 output remains within a remarkable $\pm 3\%$ of nominal voltage, meaning that your critical system always receives clean power. In addition, the Powerware 9125 transfers to battery with no break in power, making it the perfect UPS for equipment in environments plagued by poor power.

Front Panel Display



Load Segments

Load Segments are groups of receptacles that can be independently controlled via LanSafe III power management software, which is bundled with the Powerware 9125. Load Segments extend battery backup times for critical equipment.


Shut down and power up Load Segments in user-defined sequence.

To preserve battery power for more critical equipment connected to Load Segment 1, shut down Load Segment 2 supporting less critical equipment.



Network Transient Port and Remote Emergency Power Off (REPO) Port

The Network Transient Protector isolates your modem, fax machine, and other electronic equipment from "back door" power surges (230 Vac models accommodate one 10Base-T network cable).



The REPO port enables you to shut down the UPS and connected equipment from a remote location in an emergency.

Two-in-One Form Factor

Install the Powerware 9125 as either a tower or rack-mount UPS.



Tower



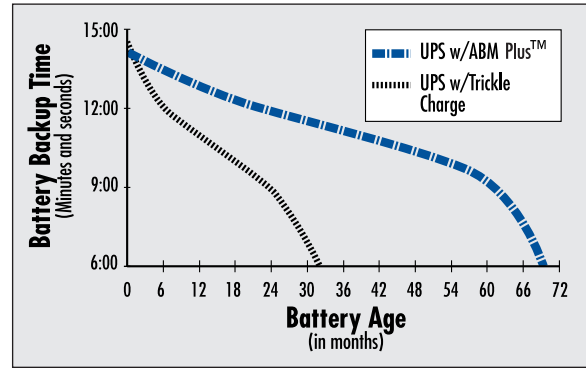
Rack-Mount with one EBM

Up to 3000 VA of UPS power is packed into only 2U (3.5 inches) of rack space.

Battery Features & Run times

ABM Plus™ Doubles Battery Service Life

The lead-acid batteries typically used in a UPS are considered viable as long as they can maintain backup times of at least 80% of new batteries. The illustration to the right shows that batteries that are constantly trickle charged (as are virtually all other UPS batteries on the market today) reach the end of their useful life in less than half the time of batteries charged using ABM Plus. ABM Plus uses a three-stage charging technique that not only doubles battery service life, but also optimizes battery recharge time and provides up to a 60-day advanced notification of pending end of useful battery life.



Data based upon tests performed by an independent battery manufacturer.

Extended Battery Modules (EBMs)

To extend battery backup times, you can connect multiple EBMs. Each EBM occupies 2U (3.5 inches) of rack space.



Powerware 9125 with two EBMs

You can hot-swap both the standard internal batteries and EBMs without powering down the connected load. This makes it possible to extend the life of the UPS without interrupting your critical applications.

The internal batteries are exchanged through the front so that you do not need to remove the UPS in rack-mount installations.



Battery Run times (in minutes)

700/1000 VA Models

Load	Standard Internal Batteries	1 EBM	2 EBMs
200 VA/140W	37	271	546
400 VA/280W	19	142	278
700 VA/490W	9	72	156
850 VA/595W	6	59	124
1000 VA/700W	5	48	104

1250-2000 VA Models

Load	Standard Internal Batteries	1 EBM	2 EBMs	3 EBMs	4 EBMs
400 VA/280W	46	177	331	501	682
700 VA/490W	25	96	180	272	370
850 VA/595W	21	76	142	214	292
1000 VA/700W	16	61	115	174	237
1250 VA/875W	11	46	87	131	179
1500 VA/1050W	8	37	70	106	144
1800 VA/1260W	6	30	57	85	116
2000 VA/1400W	5	26	49	74	100

2500/3000 VA Models

Load	Standard Internal Batteries	1 EBM	2 EBMs	3 EBMs	4 EBMs
1250 VA/875 W	16	57	90	150	200
2500 VA/1750W	7	28	48	68	88
1500 VA/1050 W	13	55	72	120	160
3000 VA/2100 W	5	25	38	54	70


These tables provide typical information. Runtimes are approximate and may vary with equipment, configuration, battery age, temperature, etc.

Software and Connectivity Options

Powerware Software Suite

The industry's most comprehensive software bundle, the Powerware Software Suite, is free and included with every Powerware 9125 UPS.

- ▶ Software Wizard guides you through software selection and installation
- ▶ In addition to multimedia demonstrations, product data sheets, and video clips, the Software Suite contains the following power management software:
 - LanSafe III Network shutdown for UPSs
 - OnliNet (Lite / Vista / Centro): SNMP-based network shutdown and monitoring for UPSs
 - PowerVision (30-day trial version): UPS performance analysis and monitoring
 - Foreseer (demonstration): Facility and data center management



X-Slot™ Communications Options

The Powerware 9125 has available connectivity options to suit nearly any communication requirement.



Serial Port: Standard unit is equipped with a serial communications port.



Multi-Port: Communicate with up to 6 servers, support multiple operating systems. Permits out-of-band (modem) communication. Supports simulated relay contacts via Port 1.



SNMP: Monitoring, alarm notification and control of UPS via network or modem. Network communication via OnliNet or SNMP.



USB: Allows UPS to communicate with Windows 98 computers via USB port.



Seismic Kit (Three Unit Model with UPS and Two EBMs)

Available Options

Order Number	Description
05146288-5501	X-Slot ConnectUPS-M SNMP Module
05146447-5501	X-Slot Multi-Port Module
IPK-0330	X-Slot ConnectUPS SNMP/Web Module
05146508-5501	X-Slot USB Module
05141562-0021	4 post rack-mount kit (fits 19-inch racks)
05146726-5501	2 post rack-mount kit (fits 19-inch racks)
05146871-5501	Seismic Kit, Three Unit (for combination of up to 3 UPSs and/or EBMs)
05146875-5501	Seismic Kit, Five Unit (for combination of up to 5 UPSs and/or EBMs)
05146520-001	2000 VA Low Voltage PowerPass Distribution Module
05146519-001	700, 1000, 1250, 1500 VA Low Voltage PowerPass Distr. Module
05146519-002	All 230V Models, PowerPass Distribution Module

Technical Specifications¹

Electrical Input

Nominal Voltage	120 Vac, 208 Vac and 230 Vac; See Model Selection Guide for user-selectable voltages
Voltage Range	120V: 80-144V (without using batteries) 208/230V: 160-288 (without using batteries)
Input Power Factor	>.95, typical
Frequency	50/60 Hz, auto-sensing
Frequency Range	45-65 Hz

Electrical Output

On Utility Voltage Regulation	±3% of nominal
On Battery Voltage Regulation	±3% of nominal
Efficiency	89-92%, depending on load
Frequency Regulation	±3 Hz online; ±0.1 Hz on battery
Load Crest Factor	3 to 1 ratio

Communications

Serial Port	RS-232 communications port standard; optional X-Slot Modules available
Communications Cable	6-foot communications cable included

Battery

Internal Battery Type	Sealed, lead-acid; maintenance free 700/1000 VA: (2) 12V, 9 Ah; 1250-2000 VA: (4) 12V, 9 Ah; 3000VA (6) 12V, 9Ah
EBM Battery Type	PW9125 24 EBM: (8) 12V, 9 Ah; PW9125 48 EBM: (8) 12V, 9 Ah; PW9125 72 EBM; (12) 12V 9Ah
Battery Runtime	See Battery Runtimes table
Battery Replacement	Hot-swappable internal and external batteries
Recharge Time	<2 hrs. from complete discharge to 80% capacity at nominal line conditions
Start-On-Battery	Allows start of UPS without utility input

General

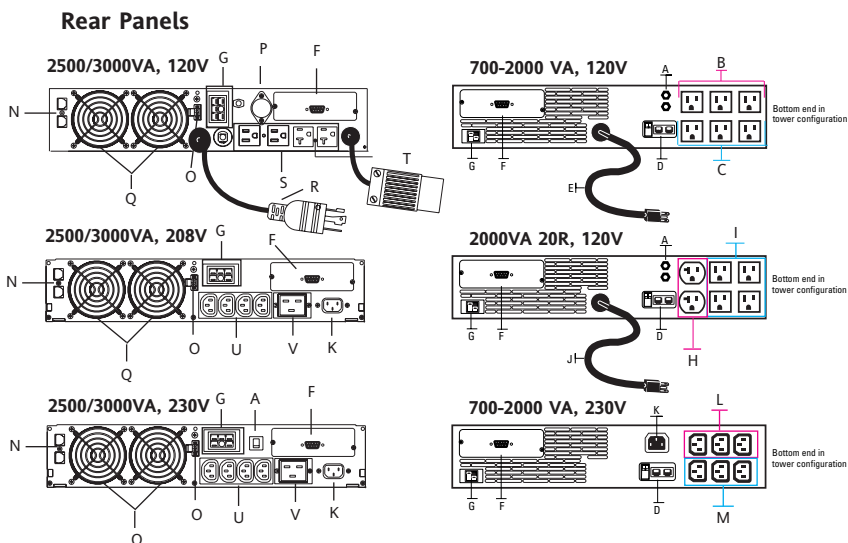
Topology	True online, double-conversion
Diagnostics	Full system self-test on power up
UPS Bypass	Automatic on overload or UPS failure
Dimensions and Weights	See Model Selection Guide

Environmental and Safety

Safety Markings	120V: UL, CSA, and NOM 230V: UL, CSA, VDE, CE S, D, N, FI, B, NOM, R 208V: UL, CSA
EMC Markings	FCC Class B and VCCI Class II 3000 FCC Class A
Surge Suppression	IEEE/ANSI C62.41 Category B (formerly 587)
Audible Noise	<45 dBA (on utility); <50 dBA (on battery)
Ambient Operating/Storage Temperature	0 to 40 °C (32 to 104 °F) 0 to 25 °C (32 to 77 °F)
Relative Humidity	0 to 90%, non-condensing
REPO Port	Meets NEC code 645-11 intent and UL requirements
Network Transient Protector	In and out jack for models only or 10Base-T network cable; protection. UL497A tested

1. Due to continuing product improvement programs, specifications are subject to change without notice.

- A Circuit breakers
- B Load Segment 2; (3) 5-15 receptacles
- C Load Segment 1; (3) 5-15 receptacles
- D REPO Port and Network Transient Protector
- E 6-foot line cord with 5-15P (5-20P for 2000 VA model)
- F Communications port; optional X-Slot modules available
- G Extended Battery Module (EBM) connector
- H Load Segment 1: (2) 5-20 receptacles
- I Load Segment 2: (4) 5-15 receptacles
- J 6-foot line cord with 5-20P
- K IEC-320, 10A input connector
- L Load Segment 2: (3) IEC-320, 10A receptacles
- M Load Segment 1: (3) IEC-320, 10A receptacles
- N Network Transient Protector
- O REPO Port
- P Fuse holder
- Q Fans
- R Powercord with 5-30P
- S Load Segment 1 (2) 5-15 receptacles (2) 5-20 receptacles
- T Load Segment 2 (1) L5-30 Receptacle
- U Load Segment 1 (4) IEC 320-C13 receptacle
- V Load Segment 2 (1) IEC 320-C19 receptacle



Powerware® 9125 Model Selection Guide

Model Number	Power Out (VA/Watt)	Input/Output Voltage (Vac)	Frequency (Hz) ²	Input Connection ³	Output Receptacles ⁴	Dimensions (HxWxD) ⁵	Weight (lb/kg) ⁶
120 Vac Models¹							
PW9125 700	700/490	120	50/60	5-15P	(6) 5-15R	3.5 x 17.0 x 19.4 in. 89 x 432 x 494 mm	34/15
PW9125 1000	1000/700	120	50/60	5-15P	(6) 5-15R	3.5 x 17.0 x 19.4 in. 89 x 432 x 494 mm	34/15
PW9125 1250	1250/875	120	50/60	5-15P	(6) 5-15R	3.5 x 17.0 x 19.4 in. 89 x 432 x 494 mm	50/23
PW9125 1500	1500/1050	120	50/60	5-15P	(6) 5-15R	3.5 x 17.0 x 19.4 in. 89 x 432 x 494 mm	50/23
PW9125 2000	2000/1400	120	50/60	5-20P	(6) 5-15R	3.5 x 17.0 x 19.4 in. 89 x 432 x 494 mm	50/23
PW9125 2000 20R	2000/1400	120	50/60	5-20P	(2) 5-20R & (4) 5-15R	3.5 x 17.0 x 19.4 in. 89 x 432 x 494 mm	50/23
PW9125 2500	2500 / 1750	120	50/60	Attached 6' Line with L5-30P	(2) 5-15R, (2) 5-15RT (1) 12" attached cord with L5-30R	3.5 x 17.0 x 23.9 in. 8.9 x 43.2 x 60.7 x cm	81.5/37.0
PW9125 3000	3000 / 2100	120	50/60	Attached 6' Line with L5-30P	(2) 5-15R, (2) 5-20RT (1) 12" attached cordwith L5-30R	3.5 x 17.0 x 23.9 in. 8.9 x 43.2 x 60.7 x cm	81.5/37.0
208 VAC Models							
PW9125 2500	2500 / 1750	208	50 / 60	IEC-320 C20 Recessed Plug	(4) IEC-320 C13 (1) IEC-320 C19	3.5 x 17.0 x 23.9 in. 8.9 x 43.2 x 60.7 x cm	1.5/37.0
PW9125 3000	3000 / 2100	208	50 / 60	IEC-320 C20 Recessed Plug	4) IEC-320 C13 (1) IEC-320 C19	3.5 x 17.0 x 23.9 in. 8.9 x 43.2 x 60.7 x cm	1.5/37.0
PW9125 2500 HW	2500 / 1750	208	50 / 60	Terminal Block	Terminal Block	3.5 x 17.0 x 23.9 in. 8.9 x 43.2 x 60.7 x cm	81.5/37.0
PW9125 3000 HW	3000 / 2100	208	50 / 60	Terminal Block	Terminal Block	3.5 x 17.0 x 23.9 in. 8.9 x 43.2 x 60.7 x cm	81.5/37.0
230 Vac Models⁷							
PW9125 700i	700/490	230	50/60	IEC-320C14	(6) IEC-320C13	3.5 x 17.0 x 19.4 in. 89 x 432 x 494 mm	34/15
PW9125 1000i	1000/700	230	50/60	IEC-320C14	(6) IEC-320C13	3.5 x 17.0 x 19.4 in. 89 x 432 x 494 mm	34/15
PW9125 1250i	1250/875	230	50/60	IEC-320C14	(6) IEC-320C13	3.5 x 17.0 x 19.4 in. 89 x 432 x 494 mm	50/23
PW9125 1500i	1500/1050	230	50/60	IEC-320C14	(6) IEC-320C13	3.5 x 17.0 x 19.4 in. 89 x 432 x 494 mm	50/23
PW9125 2000i	2000/1400	230	50/60	IEC-320C14	(6) IEC-320C13	3.5 x 17.0 x 19.4 in. 89 x 432 x 494 mm	50/23
PW9125 2500i	2500 / 1750	230	50 / 60	IEC-320 C20 Recessed Plug	(4) IEC-320 C13 (1) IEC-320 C19	3.5 x 17.0 x 23.9 in. 8.9 x 43.2 x 60.7 x cm	81.5/37.0
PW9125 3000i	3000 / 2100	230	50 / 60	IEC-320 C20 Recessed Plug	(4) IEC-320 C13 (1) IEC-320 C19	3.5 x 17.0 x 23.9 in. 8.9 x 43.2 x 60.7 x cm	81.5/37.0
PW9125 2500i HW	2500 / 1750	230	50 / 60	Terminal Block	Terminal Block	3.5 x 17.0 x 23.9 in. 8.9 x 43.2 x 60.7 x cm	81.5/37.0
PW9125 3000i HW	3000 / 2100	230	50 / 60	Terminal Block	Terminal Block	3.5 x 17.0 x 23.9 in. 8.9 x 43.2 x 60.7 x cm	81.5/37.0
Optional Extended Battery Modules (EBMs)							
PW9125 24 EBM 700/1000 VA models only	-	-	-	Standard Connector	-	3.5 x 17.0 x 19.4 in. 89 x 432 x 494 mm	65/29.5
PW9125 48 EBM 1250-2000 VA models only	-	-	-	Standard Connector	-	3.5 x 17.0 x 19.4 in. 89 x 432 x 494 mm	65/29.5
PW9125 72 EBM 2500/3000VA models only-	-	-	-	Standard Connector	-	3.5 x 17.0 x 23.9 in. 8.9 x 43.2 x 60.7 x cm	93.0/42.5

1. Also user-selectable for 100, 110, and 127 Vac. 2. Automatic frequency selection. 3. 120V models have 6-ft attached line cord. 230V models have 6-ft detachable line cord.

4. Divided into 2 Load Segments (receptacle groups). 5. Unit fits in standard 19-inch racks. Mounting kits are sold separately. 6. Add 8.5 lb. for shipping weight.

7. Also user-selectable for 220 and 240 Vac.

Invensys Powerware Division

8609 Six Forks Road
Raleigh, NC 27615 U.S.A.
Toll Free: 1.800.356.5794
or 919.872.3020
Fax: 1.800.753.9433
www.powerware.com
9125FXA
Revision 03/02
Reprint 03/02

Europe
Finland: 358 94 52 661
France: 33 1 6012 7400
Germany: 49 721 961790
Italy: 39 02 6600661 2
UK: 44 (0) 1753 608700

Southeast Asia
Singapore: 65 6861 0377

China and North Asia
Hong Kong: 852 2745 6682

Japan
Shinagawa, Tokyo: 81 3 3447 4441

Australia and South Pacific
Sydney, Australia: 61 29878 5000

Canada
Toronto, Ontario: 416.798.0112

Brazil
Sao Paulo, Brazil: 55 11 3845
4369/ 55 11 3704 3632

Mexico
Col. Napoles, Mexico:
525.488.3333

